



**2016 OUTLANDER SPORT 2.4 SEL 2WD
4-DOOR SUV
MERCURY GRAY / BLACK**

2.4L DOHC I4 MIVEC
CONTINUOUSLY VARIABLE TRANSMISSION
50-STATE EMISSIONS STANDARD

Mechanical Features

- 2.4L MIVEC DOHC 16-valve 4 cylinder engine
- Electric power steering
- MacPherson strut front suspension with stabilizer bar
- Multi-link suspension rear with stabilizer bar
- Front-Wheel Drive (FWD)
- Sportronic® Steering wheel paddle shifters

Exterior Features

- Halogen headlights
- Auto on/off headlights
- Fog lights
- Rear LED combination tail lights
- Color-keyed side-view mirrors with turn signal indicators
- Color-keyed outer door handles
- Black roof rails
- Chrome beltline molding
- Short pole antenna
- Heated side-view mirrors
- Rear window intermittent wiper/washer with defroster
- Rain-sensing windshield wipers
- Rear privacy glass
- Single exhaust outlet with chrome tip
- 18-inch two-tone alloy wheels
- 225/55R18 all-season tires
- Power folding side-view mirrors
- Wheel arch moldings

Interior Features

- Color LCD multi-information display
- High-contrast meter gauge cluster
- Dual-visor vanity mirrors with illumination
- Rear dome light
- Rear cargo area light
- ECO driver indicator light (Continuously Variable Transmission only)
- Leather seating surfaces
- Heated driver & front passenger seats
- 8-way power adjustable driver's seat
- 4-way manually adjustable passenger's seat
- 60/40 split fold-down rear seatback
- Rear seat adjustable head restraints
- Driver's side seat back pocket
- Automatic air conditioning climate control
- Micron air filtration
- Rear heater floor ducts
- Tilt & telescopic steering wheel
- Leather wrapped steering wheel
- Leather wrapped shift knob
- Leather wrapped parking brake handle
- Aluminum pedals
- Soft-touch upper I/P and door trim
- Chrome-plated interior door handles
- Gloss black w/ silver accent audio panel
- Carpeted floor mats
- Remote hood and fuel door release lever

Convenience Features

- 6.1" Touch panel display audio system

Convenience Features (cont'd)

- 140-watt AM/FM/CD/MP3 audio system with 6 speakers
- SiriusXM® Satellite Radio with 3-month subscription
- Digital HD Radio®
- FUSE Hands-free Link System® with Bluetooth® technology, USB port, and steering wheel controls
- Rearview camera system
- Steering wheel audio controls
- FAST-key passive entry system with panic feature
- One-touch Start/Stop engine switch
- Cruise control
- Power door locks and side-view mirrors
- Power windows with driver's side auto up/down
- Auto-dimming rearview mirror w/ Homelink®
- 12-volt accessory outlets (x2)
- Center console box with armrest and cup holders
- Center slide-adjustable armrest
- Instrument panel lower-center storage
- Front-door storage pockets with bottle holders
- Pocket tissue and pen holder
- Rear seat center armrest with cup holders
- Rear cargo compartment
- Cargo tie-down utility hooks
- Retractable assist grips

Safety & Security

- Hill Start Assist
- Anti-lock Braking System with Electronic Brakeforce Distribution and brake assist
- Active Stability Control
- Traction Control Logic
- Tire Pressure Monitoring System
- Front and rear side curtain airbags
- Front seat-mounted side airbags
- Driver's knee airbag
- Advanced dual-stage front airbags
- Height adjustable front shoulder belts with pretensioner
- Three-point seatbelts and head restraints
- LATCH child-safety-seat anchors & upper tethers
- Child-safety rear door locks
- Anti-theft security alarm system
- Anti-theft engine immobilizer
- RISE body construction
- Side-impact door beams

Optional Equipment

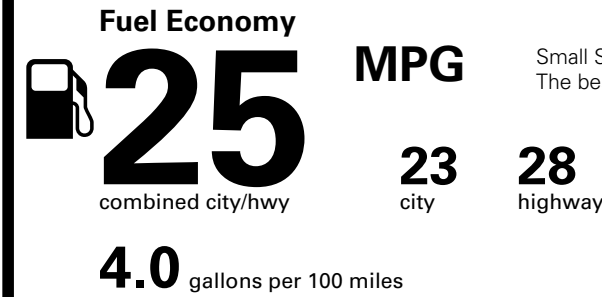
- Full Tank of Gas INCLUDED
- All Weather Package 1 \$595.00
- Remote Engine Start
 - All Weather Floor Mats (4)

MSRP*: \$23,995.00
 Total Optional Equipment: \$595.00
 Subtotal: \$24,590.00
 Destination/Handling: \$895.00
 Total MSRP*: \$25,485.00
*MSRP (Manufacturer's Suggested Retail Price)

Visit us at www.mitsubishicars.com


EPA DOT Fuel Economy and Environment

Gasoline Vehicle



You save \$0
 in fuel costs over 5 years compared to the average new vehicle.


Annual fuel cost \$1,800



Actual results will vary for many reasons, including driving conditions and how you drive and maintain your vehicle. The average new vehicle gets 25 MPG and costs \$9,000 to fuel over 5 years. Cost estimates are based on 15,000 miles per year at \$3.00 per gallon. MPGe is miles per gasoline gallon equivalent. Vehicle emissions are a significant cause of climate change and smog.

fuelconomy.gov

Calculate personalized estimates and compare vehicles



10-year 100,000-mile LIMITED POWERTRAIN WARRANTY

10 YEAR /100,000 MILE POWERTRAIN
 7 YEAR /100,000 MILE ANTI-CORROSION/PERFORATION
 5 YEAR /60,000 MILE BUMPER-TO-BUMPER
 5 YEAR /UNLIMITED MILE ROADSIDE ASSISTANCE

*See participating Retailer for Limited Warranty and Roadside Assistance terms and conditions.

Parts Content Information

For vehicles in this carline:
 U.S./Canadian Major Sources of Parts Content: Foreign Parts Content:
0% JAPAN 97%

For this vehicle:
 Final Assembly Point: **OKAZAKI, JAPAN**
 Country of Origin:
 Engine: **JAPAN** Transmission: **JAPAN**

Note: Parts content does not include final assembly, distribution, or other non-parts costs.

GOVERNMENT 5-STAR SAFETY RATINGS

Overall Vehicle Score ★★★★★
 Based on the combined ratings of frontal, side and rollover. Should ONLY be compared to other vehicles of similar size and weight.

Frontal Crash	Driver	★★★★★
	Passenger	★★★★★

Based on the risk of injury in a frontal impact. Should ONLY be compared to other vehicles of similar size and weight.

Side Crash	Front seat	★★★★★
	Rear seat	★★★★★

Based on the risk of injury in a side impact.

Rollover		★★★★★
-----------------	--	-------

Based on the risk of rollover in a single-vehicle crash.

Star ratings range from 1 to 5 stars (★★★★★) with 5 being the highest. Source: National Highway Traffic Safety Administration (NHTSA). www.safercar.gov or 1-888-327-4236

Cumulative Accessory Weight is **15.6 lbs**

Method of Transport: TRUCK VIN : JA4AP4AW4GZ035196
 Plant/Port of Entry: BALTIMORE, MD Route Code : TBR

Gasoline, license and title fees, applicable federal, state and local taxes and dealer and distributor installed options and accessories are not included in the manufacturer's suggested retail price. This label has been applied to this vehicle pursuant to federal law and cannot be moved or altered prior to delivery to the ultimate purchaser.

Cumulative Accessory Weight is **15.6 lbs**